



Dear First Grade Families,

In Unit 1, students will work on the following first grade Common Core standard in the Measurement and Data domain.

1.MD.4	Organize, represent, and interpret data with up to three categories; ask and answer questions about the total number of data points, how many in each category, and how many more or less are in one category than in another.
--------	--

Unit 1 Concepts:

- Use tally marks to count by fives and ones
- Represent and interpret data on a tally graph
- Represent and interpret data on a picture graph

Unit 1 Vocabulary:




- Tally graph
- Tally mark
- Picture graph
- Less, fewer, more
- Least, greatest
- How many?

Ask questions like these to help your child become a productive mathematical thinker:

- How could you use this in real life?
- How does the tally or picture graph help you organize and make use of the data?

You can practice at home by gathering some objects, and having your child organize the objects by shared qualities. Count the objects in each group and discuss which groups have more or less, how many more, or how many less. You and your child can draw a tally graph or picture graph to represent the data.

Tally graph: a graph showing information using tally marks.

What is your favorite leisure activity?		Total
Reading 		3
Watch TV 		7
Games 		6

Picture graph: a graph showing information using pictures.

What is your favorite dessert?	
Cookie	
Ice Cream	
Yogurt	

Need a review?

Have your student login to Swun Math to access lesson support videos.

We encourage you to talk with your child daily about what was learned in math class.

Thank you for your support!